




# Average class size, 2022



## Average class size, 2022

The Class Size Reduction Program has significantly reduced average class sizes for Kindergarten to Year 2.

- In 2022, Kindergarten classes have a state-wide average of 18.4 students. This is an average reduction of 5.7 students since 1997 and 3.7 students in the eighteen years since the staged implementation of the Class Size Reduction Program commenced in 2004.
- The average class size, Kindergarten to Year 6, is 23.4 students in 2022. This is 3.5 students fewer than in 1997 and 2.8 students fewer than in 2004 when the Class Size Reduction Program commenced.

**Table 1: Average class sizes by year: NSW government schools (1997-2022)**

Year	K	Year 1	Year 2	Year 3	Year 4	Year 5	Year 6	K-6
1997	24.1	25.5	26.2	26.6	26.8	26.8	26.8	26.9
2004	22.1	24.6	25.4	26.4	26.6	26.8	26.8	26.2
2005	19.7	23.6	25.1	26.1	26.4	26.6	26.7	25.3
2006	19.3	21.3	24.1	25.9	26.4	26.6	26.6	24.6
2007	19.2	21.1	22.6	25.7	26.2	26.5	26.5	24.3
2008	19.2	21.2	22.5	25.7	26.1	26.5	26.5	24.2
2009	19.3	21.3	22.6	25.8	26.2	26.5	26.5	24.3
2010	19.2	21.2	22.7	25.6	26.2	26.4	26.4	24.2
2011	19.2	21.2	22.6	25.7	26.1	26.4	26.3	24.0 <sup>i</sup>
2016	19.1	21.3	22.6	25.9	26.2	26.3	26.3	24.1
2017	19.1	21.3	22.5	25.7	26.1	26.4	26.4	24.1
2018	19.1	21.4	22.5	25.8	26.1	26.4	26.4	24.1
2019	18.8	21.1	22.3	25.7	25.9	26.1	26.1	23.9
2020	18.8	21.0	22.2	25.4	25.6	25.9	25.9	23.8
2021	18.6	20.9	22.0	25.1	25.4	25.6	25.7	23.6
2022	18.4	20.7	21.8	24.9	25.2	25.5	25.5	23.4

<sup>i</sup>K-6 class sizes remained stable from 2012 to 2015

- Departmental support for schools affected by drought, bushfires and COVID-19 has contributed to declining class sizes. Staffing numbers remained consistent despite variations to enrolments.
- In 2022, schools with over 700 students have a state-wide average Kindergarten class size of 19.7.
- Schools with fewer than 26 students have an average class size of 10.5 students. This is under half of the state-wide average of 23.4 students in Kindergarten to Year 6 classes.

**Table 2: Average class sizes by school size (primary enrolments), 2022**

School size	K	Yr 1	Yr 2	Yr 3	Yr 4	Yr 5	Yr 6	K-6
<b>Greater than 700 students</b>	19.7	21.7	23.4	27.8	27.8	27.6	28.1	24.8
<b>451 to 700 students</b>	19.4	21.9	23.1	26.9	27.3	27.3	27.5	24.4
<b>301 to 450 students</b>	18.9	21.6	22.7	26.4	26.7	26.8	26.8	23.8
<b>160 to 300 students</b>	18.4	21.1	22.0	24.8	25.1	25.4	25.3	22.7
<b>26 to 159 students</b>	16.1	17.9	18.9	20.3	21.0	21.7	21.2	19.6
<b>Less than 26 students</b>	11.3	11.3	11.1	11.6	11.5	12.2	11.7	10.5
<b>Central/Community Schools</b>	15.4	17.4	18.6	20.3	20.6	21.2	20.8	19.4

**Source:**

DoE Centre for Education Statistics and Evaluation. Class size audits conducted in 1997 and 2004 to 2022.

**Notes:**

- Class size audits were not conducted in 1998, 1999, 2000 and 2001. Data for 2002 to 2003 and 2012 to 2015 are available on request.
- Data for 2020 should be treated with caution. The collection took place in March when schools were impacted by COVID-19, so fewer data checks were carried out.
- Students attending schools for specific purposes (SSPs), students in support classes in regular schools and distance education students are excluded from average class calculations.
- The average class size for each year level is calculated from regular and multi-age classes that contain a student from that year level. This can result in a lower K-6 average class size than any individual year level.
- From 2017, school size is based on primary enrolment rather than school classification.
- Data from earlier years is not replaced in the Class size factsheet. Schools change size. Historical data displays the data that was correct in that year.